


## Slide DIP Switch (SMT Half-pitch)

## A6H

### Ultra-low Profile, Half-pitch, DIP Switch for High-density Mounting



- Industry's lowest-class profile of 1.55 mm.
- Half-pitch (1.27-mm) design allows greater compactness and reduces mounting space by 63%. (compared with conventional models)
- Washable, seal tape models available.
- Embossed tapping models available for automatic mounting.



RoHS Compliant



### ■List of Models

#### ● Models in Tube Packages

Type and color of actuator	Flat actuator (White)			
	Standard models		Models with seal tape	
Number of poles				
		Quantity per tube		Quantity per tube
2	<b>A6H-2101</b>	125	<b>A6H-2102</b>	125
4	<b>A6H-4101</b>	75	<b>A6H-4102</b>	75
6	<b>A6H-6101</b>	54	<b>A6H-6102</b>	54
8	<b>A6H-8101</b>	40	<b>A6H-8102</b>	40
10	<b>A6H-0101</b>	33	<b>A6H-0102</b>	33

**Note:** Order in multiples of the package quantity.

#### ● Models in Embossed Taping Package

Type and color of actuator	Flat actuator (White)							
	Standard models				Models with seal tape			
Number of poles								
	Standard reel	Quantity per reel	Small reel	Quantity per reel	Standard reel	Quantity per reel	Small reel	Quantity per reel
2	<b>A6H-2101-P</b>	4,000	<b>A6H-2101-PM</b>	500	<b>A6H-2102-P</b>	4,000	<b>A6H-2102-PM</b>	500
4	<b>A6H-4101-P</b>		<b>A6H-4101-PM</b>		<b>A6H-4102-P</b>		<b>A6H-4102-PM</b>	
6	<b>A6H-6101-P</b>		<b>A6H-6101-PM</b>		<b>A6H-6102-P</b>		<b>A6H-6102-PM</b>	
8	<b>A6H-8101-P</b>		<b>A6H-8101-PM</b>		<b>A6H-8102-P</b>		<b>A6H-8102-PM</b>	
10	<b>A6H-0101-P</b>		<b>A6H-0101-PM</b>		<b>A6H-0102-P</b>		<b>A6H-0102-PM</b>	

**Note:** Order in multiples of the package quantity.

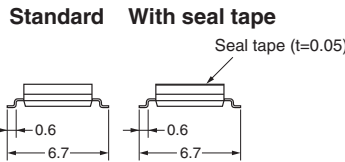
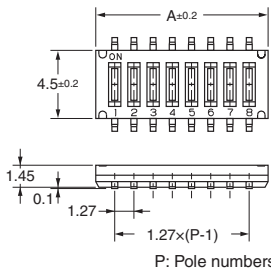
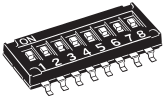
**■ Ratings/Characteristics**

<b>Ratings</b>		25 mA at 24 VDC 10 μA (minimum current) at 3.5 VDC
<b>Ambient operating temperature</b>		-20 to +70°C at 60% max. (with no icing or condensation)
<b>Ambient operating humidity</b>		35% to 95% (at +5 to +35°C)
<b>Insulation resistance</b>		100 MΩ min. (at 250 VDC)
<b>Contact resistance</b>		200 mΩ max. (initial value)
<b>Dielectric strength</b>	<b>Between terminals</b>	300 VAC for 1 min
<b>Vibration resistance</b>	<b>Malfunction</b>	10 to 55 Hz, 1.5-mm double amplitude
<b>Shock resistance</b>	<b>Malfunction</b>	300 m/s <sup>2</sup> min.
<b>Durability</b>	<b>Electrical</b>	1,000 operations min.
<b>Operating force</b>		0.29 to 4.9 N {30 to 500 gf}
<b>Weight</b>		0.06 g (2 poles) 0.09 g (4 poles) 0.12 g (6 poles) 0.15 g (8 poles) 0.18 g (10 poles)

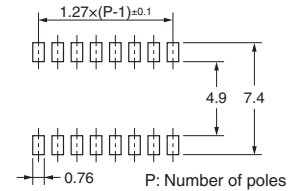
**■ Dimensions** (Unit: mm)

● **Standard**

- A6H-□101
- A6H-□101-P
- A6H-□101-PM




**Dimensions of PCB Pad (Top View)**



● **With Seal Tape**

- A6H-□102
- A6H-□102-P
- A6H-□102-PM

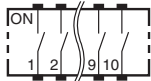


No. of poles	Model		Dimension A
	Standard	With seal tape	
2	A6H-2101	A6H-2102	3.77
4	A6H-4101	A6H-4102	6.31
6	A6H-6101	A6H-6102	8.85
8	A6H-8101	A6H-8102	11.39
10	A6H-0101	A6H-0102	13.93

**Note:** Unless otherwise specified, a tolerance of ±0.4 mm applies to all dimensions.

**■ Internal Connection**

**Contact Form (Top View)**



**■ Precautions**

Be sure to read the Safety precautions common to all DIP Switches for correct use.

- Application examples provided in this document are for reference only. In actual applications, confirm equipment functions and safety before using the product.
- Consult your OMRON representative before using the product under conditions which are not described in the manual or applying the product to nuclear control systems, railroad systems, aviation systems, vehicles, combustion systems, medical equipment, amusement machines, safety equipment, and other systems or equipment that may have a serious influence on lives and property if used improperly. Make sure that the ratings and performance characteristics of the product provide a margin of safety for the system or equipment, and be sure to provide the system or equipment with double safety mechanisms.

**Note: Do not use this document to operate the Unit.**

**OMRON Corporation**

**ELECTRONIC AND MECHANICAL COMPONENTS COMPANY**

**Contact: [www.omron.com/ecb](http://www.omron.com/ecb)**

**Cat. No. A117-E1-03  
0812(0207)(O)**