





### DIP Switch with Through hole Terminals in a Wide Assortment of Pole Configurations

- Gold-plated twin contacts and a slide-type, self-cleaning mechanism ensure high reliability.
- Washable models with seal tape available.
- The wide product line extends from models with 1 to 10 poles to meet a wide range of needs.



RoHS Compliant

### List of Models

Type and color of actuator		Flat actuator (Orange)		Raised actuator (Orange)
		Standard	With seal tape	
No. of poles	Quantity per tube			
1	130	<b>A6T-1101</b>	<b>A6T-1102</b>	<b>A6T-1104</b>
2	76	<b>A6T-2101</b>	<b>A6T-2102</b>	<b>A6T-2104</b>
3	55	<b>A6T-3101</b>	<b>A6T-3102</b>	<b>A6T-3104</b>
4	42	<b>A6T-4101</b>	<b>A6T-4102</b>	<b>A6T-4104</b>
5	35	<b>A6T-5101</b>	<b>A6T-5102</b>	<b>A6T-5104</b>
6	28	<b>A6T-6101</b>	<b>A6T-6102</b>	<b>A6T-6104</b>
7	25	<b>A6T-7101</b>	<b>A6T-7102</b>	<b>A6T-7104</b>
8	22	<b>A6T-8101</b>	<b>A6T-8102</b>	<b>A6T-8104</b>
9	20	<b>A6T-9101</b>	<b>A6T-9102</b>	<b>A6T-9104</b>
10	18	<b>A6T-0101</b>	<b>A6T-0102</b>	<b>A6T-0104</b>

Note: Order in multiples of the package quantity.

### Ratings/Characteristics

<b>Ratings</b>	25 mA at 24 VDC 10 $\mu$ A (minimum current) at 3.5 VDC	
<b>Ambient operating temperature</b>	-20 to +70°C at 60% max. (with no icing or condensation)	
<b>Ambient operating humidity</b>	35% to 95% (at +5 to +35°C)	
<b>Insulation resistance</b>	100 M $\Omega$ min. (at 250 VDC)	
<b>Contact resistance</b>	200 m $\Omega$ max. (initial value)	
<b>Dielectric strength</b>	<b>Between terminals</b>	500 VAC for 1 min
<b>Vibration resistance</b>	<b>Malfunction</b>	10 to 55 Hz, 1.5-mm double amplitude
<b>Shock resistance</b>	<b>Malfunction</b>	300 m/s <sup>2</sup> min.
<b>Durability</b>	<b>Electrical</b>	1,000 operations min.
<b>Operating force</b>	0.29 to 9.8 N {30 to 1,000 gf}	
<b>Weight</b>	0.26 g (2 poles), 0.44 g (4 poles), 0.62 g (6 poles), 0.79 g (8 poles), 0.96 g (10 poles)	

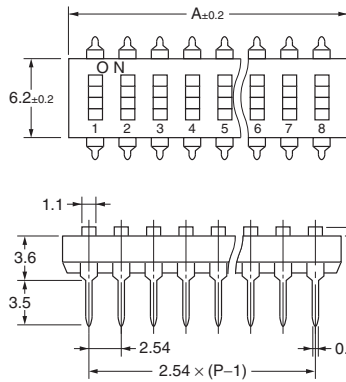


**Dimensions** (Unit: mm)

● Flat Actuator

Standard/With Seal Tape

A6T-□101

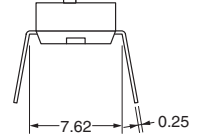
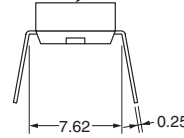
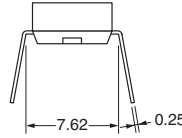
A6T-□102



Flat Actuator Standard


Flat Actuator With Seal Tape  
Seal tape (t = 0.06)

Raised Actuator

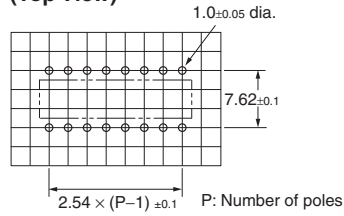


● Raised Actuator

A6T-□104



PCB Dimensions (Top View)

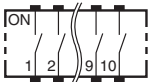


No. of poles	Model			Dimension A
	Flat Actuator		Raised Actuator	
	Standard	With Seal Tape		
1	A6T-1101	A6T-1102	A6T-1104	3.48
2	A6T-2101	A6T-2102	A6T-2104	6.02
3	A6T-3101	A6T-3102	A6T-3104	8.56
4	A6T-4101	A6T-4102	A6T-4104	11.10
5	A6T-5101	A6T-5102	A6T-5104	13.64
6	A6T-6101	A6T-6102	A6T-6104	16.18
7	A6T-7101	A6T-7102	A6T-7104	18.72
8	A6T-8101	A6T-8102	A6T-8104	21.26
9	A6T-9101	A6T-9102	A6T-9104	23.80
10	A6T-0101	A6T-0102	A6T-0104	26.34

Note: Unless otherwise specified, a tolerance of ±0.4 mm applies to all dimensions.

**Internal Connections**

Contact Form (Top View)



**Precautions**

Be sure to read the Safety precautions common to all DIP Switches for correct use.

- Application examples provided in this document are for reference only. In actual applications, confirm equipment functions and safety before using the product.
- Consult your OMRON representative before using the product under conditions which are not described in the manual or applying the product to nuclear control systems, railroad systems, aviation systems, vehicles, combustion systems, medical equipment, amusement machines, safety equipment, and other systems or equipment that may have a serious influence on lives and property if used improperly. Make sure that the ratings and performance characteristics of the product provide a margin of safety for the system or equipment, and be sure to provide the system or equipment with double safety mechanisms.

**Note: Do not use this document to operate the Unit.**

**OMRON Corporation**  
ELECTRONIC AND MECHANICAL COMPONENTS COMPANY

Contact: [www.omron.com/ecb](http://www.omron.com/ecb)

Cat. No. A208-E1-01  
0812(0207)(O)