

K06 TYPE -40°C +85°C 5000H

RoHS Compliant
Directive 2002/95/EC

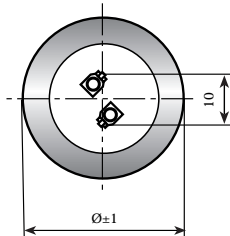
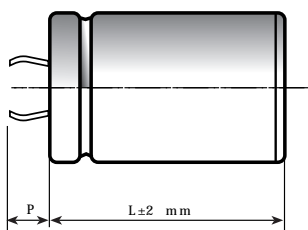
- Surge-proof capacitor in aluminium can with insulation sleeve
- Safety vent at bottom case or aside case.
- Snap in terminals for PCB mounting.
- Very high CV for unit volume with low ESR.
- High ripple current, in small dimensions case size.
- Operation up to 105°C permissible..

APPLICATIONS

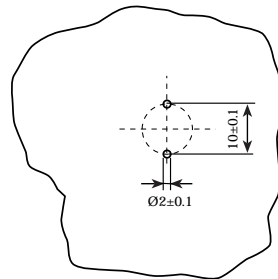
Professional switch mode power supplies. Professional power electronics.

Dimensions in mm.

2 PIN CAPACITOR

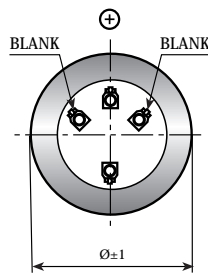
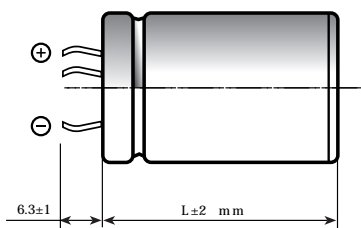


Circuit board hole dimensions

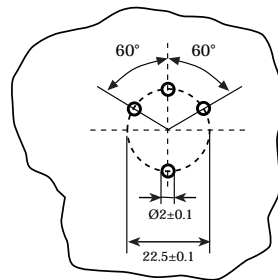


PIN LENGTH
P 4.5 short pin
P 6.3 long pin (standard)

4 PIN CAPACITOR



Circuit board hole dimensions



SPECIFICATIONS

Temperature Range	Operating: -40°C +85°C Storage : Preferably below +25°C, not exceeding +40°C	[Environmental classification 40/85/56 IEC-68]						
Rated Voltage Range (V_r)	from 16V to 400V DC							
Surge Voltage (V_p)	$V_p = 1.15 V_r$ ($V_r \leq 250V$ DC) $V_p = 1.10 V_r$ ($V_r > 250V$ DC)							
Rated Capacitance Range	from 68 μ F to 33,000 μ F							
Capacitance Tolerance	$\pm 20\%$ at 100 Hz, 20°C [M class IEC-62]							
Leakage Current (I_L) (mA, 5 min, 20°C)	max $I_L = 0.006 C_r V_r + 4 \mu$ A Kendeil product limit : $I_L = 0.003 C_r V_r$ At 85°C max $I_L = 0.04 C_r V_r \mu$ A							
Ripple current (I_r)	Refer to table at 85°C and 100Hz For different temperature and frequency multiplier must be used as follows:							
	FREQUENCY	50Hz	100Hz	500 Hz	1000Hz	>10kHz		
	MULTIPLIER (0-25V V_r DC)	0.91	1.0	1.15	1.15	1.2		
	MULTIPLIER (40-100V V_r DC)	0.88	1.0	1.35	1.40	1.45		
	MULTIPLIER (160-450V V_r DC)	0.88	1.0	1.45	1.50	1.55		
	AMBIENT TEMP.	35°C	45°C	55°C	65°C	75°C	85°C	95°C
	MULTIPLIER	2.2	2.1	1.8	1.6	1.4	1.0	0.5
	Maximum internal temperature	98°C						
Insulation Resistance	At 100V DC for 1 min is >100 M Ω across insulating sleeve and terminals.							
Vibration Resistance	Frequency range: 10 Hz to 500 Hz, amplitude 0.75 mm max acceleration 10g for 3x2 h							
Life test	After 2,000 hours application of rated voltage at 85°C capacitors meet characteristics aside	Cap change	20%					
		tan δ	200%					
		Leakage current (I_L)	< initial limit					
		Impedance (Z)	200%					
Shelf life	After leaving capacitors under no load for 500 hours at 85°C, when restored at 20°C meet specifications aside	Cap change	$\pm 15\%$					
		tan δ	150%					
		Leakage current (I_L)	< initial limit					
Useful life	> 200,000 h at 40°C > 5,000 h at 85°C							
Failure percentage	1% (during useful life)							
Failure rate	40 fit (40 10^{-9} /h ($V_r \leq 160V$ DC) 70 fit (70 10^{-9} /h ($V_r > 160V$ DC)							
Self inductance	Approx. 20 nH							
Reference standards	CECC 30.301 - IEC 60384-4 LONG LIFE GRADE							

K06 TYPE STANDARD RATINGS

Cap μF	$\varnothing \times L$ mm	Tan δ MAX 100 Hz 20°C	ESR TYP m Ω 100 Hz 20°C	Z TYP m Ω 10 kHz 20°C	Ir a.c. A max 100 Hz 85°C	PART NUMBER termination digit excluded
----------------------	------------------------------	---------------------------------------	---	---------------------------------------	------------------------------------	--

RATED
VOLTAGE
VDC

4700	22x30	0.30	55	40	1.5	K06016472_PM0B030
6800	22x30	0.30	45	38	1.8	K06016682_PM0B030
10000	25x30	0.40	40	35	2.4	K06016103_PM0C030
15000	30x30	0.45	33	25	2.6	K06016153_PM0D030
22000	30x40	0.60	27	22	3.5	K06016223_PM0D040
22000	35x30	0.60	27	22	3.5	K06016223_PM0E030
22000	35x40	0.60	27	22	3.5	K06016223_PM0E040
33000	35x50	0.70	25	20	4.8	K06016333_PM0E050
47000	35x50	0.90	22	20	5.8	K06016473_PM0E050

16V

Cap μF	$\varnothing \times L$ mm	Tan δ MAX 100 Hz 20°C	ESR TYP m Ω 100 Hz 20°C	Z TYP m Ω 10 kHz 20°C	Ir a.c. A max 100 Hz 85°C	PART NUMBER termination digit excluded
----------------------	------------------------------	---------------------------------------	---	---------------------------------------	------------------------------------	--

RATED
VOLTAGE
VDC

4700	22x30	0.20	53	45	1.8	K06025472_PM0B030
6800	25x30	0.25	50	38	2.7	K06025682_PM0C030
10000	25x40	0.40	40	35	3.3	K06025103_PM0C040
10000	30x30	0.40	40	35	3.3	K06025103_PM0D030
15000	30x40	0.45	39	28	4.1	K06025153_PM0D040
15000	35x30	0.45	39	28	4.1	K06025153_PM0E030
22000	35x40	0.60	30	22	5.0	K06025223_PM0E040
33000	35x50	0.70	22	18	6.1	K06025333_PM0E050

25V

Cap μF	$\varnothing \times L$ mm	Tan δ MAX 100 Hz 20°C	ESR TYP m Ω 100 Hz 20°C	Z TYP m Ω 10 kHz 20°C	Ir a.c. A max 100 Hz 85°C	PART NUMBER termination digit excluded
----------------------	------------------------------	---------------------------------------	---	---------------------------------------	------------------------------------	--

RATED
VOLTAGE
VDC

3300	22x30	0.15	72	58	2.1	K06040332_PM0B030
4700	25x30	0.20	50	38	2.8	K06040472_PM0C030
6800	25x40	0.30	48	33	3.4	K06040682_PM0C040
6800	30x30	0.30	48	33	3.4	K06040682_PM0D030
10000	25x40	0.40	38	28	3.8	K06040103_PM0C040
10000	30x40	0.40	39	28	4.3	K06040103_PM0D040
10000	35x30	0.40	39	28	4.3	K06040103_PM0E030
15000	30x40	0.45	32	22	4.0	K06040153_PM0D040
15000	35x40	0.45	32	22	4.8	K06040153_PM0E040
22000	35x50	0.60	28	20	5.4	K06040223_PM0E050

40V

K06 TYPE STANDARD RATINGS

Cap μF	$\varnothing \times L$ mm	Tan δ MAX 100 Hz 20°C	ESR TYP m Ω 100 Hz 20°C	Z TYP m Ω 10 kHz 20°C	Ir a.c. A max 100 Hz 85°C	PART NUMBER termination digit excluded
2200	22x30	0.20	72	58	1.9	K06050222_PM0B030
3300	25x30	0.20	48	38	2.5	K06050332_PM0C030
4700	25x30	0.20	50	35	2.8	K06050472_PM0C030
6800	25x40	0.30	48	28	3.2	K06050682_PM0C040
6800	30x30	0.30	48	28	3.2	K06050682_PM0D030
10000	30x40	0.35	31	22	3.8	K06050103_PM0D040
10000	35x30	0.35	31	28	3.8	K06050103_PM0E030
10000	35x40	0.35	31	28	4.1	K06050103_PM0E040
15000	35x50	0.45	26	18	4.9	K06050153_PM0E050
22000	40x50	0.50	25	18	7.3	K06050223_PM0F050

RATED
VOLTAGE
VDC

50V

Cap μF	$\varnothing \times L$ mm	Tan δ MAX 100 Hz 20°C	ESR TYP m Ω 100 Hz 20°C	Z TYP m Ω 10 kHz 20°C	Ir a.c. A max 100 Hz 85°C	PART NUMBER termination digit excluded
2200	25x30	0.20	79	58	2.2	K06063222_PM0C030
3300	25x40	0.20	50	38	2.6	K06063332_PM0C040
3300	30x30	0.20	50	38	2.6	K06063332_PM0D030
4700	25x40	0.20	41	29	2.8	K06063472_PM0C040
4700	30x40	0.20	41	29	3.5	K06063472_PM0D040
4700	35x30	0.20	41	29	3.5	K06063472_PM0E030
6800	30x40	0.30	35	25	3.6	K06063682_PM0D040
6800	35x40	0.30	35	25	4.0	K06063682_PM0E040
10000	35x50	0.35	32	23	5.8	K06063103_PM0E050
15000	40x50	0.45	30	20	6.8	K06063153_PM0F050

RATED
VOLTAGE
VDC

63V

Cap μF	$\varnothing \times L$ mm	Tan δ MAX 100 Hz 20°C	ESR TYP m Ω 100 Hz 20°C	Z TYP m Ω 10 kHz 20°C	Ir a.c. A max 100 Hz 85°C	PART NUMBER termination digit excluded
1000	22x30	0.12	150	100	1.3	K06100102_PM0B030
1000	25x30	0.12	150	100	1.6	K06100102_PM0C030
1000	30x25	0.12	150	100	1.6	K06100102_PM0D025
1500	30x30	0.12	105	82	2.1	K06100152_PM0D030
2200	30x30	0.15	71	60	2.4	K06100222_PM0D030
2200	30x40	0.15	71	60	3.1	K06100222_PM0D040
2200	35x30	0.15	71	60	2.4	K06100222_PM0E030
3300	30x50	0.20	48	39	4.0	K06100332_PM0D050
3300	35x40	0.20	48	39	4.0	K06100332_PM0E040
4700	35x50	0.20	33	26	5.6	K06100472_PM0E050
6800	35x50	0.25	33	25	5.8	K06100682_PM0E050

RATED
VOLTAGE
VDC

100V

K06 TYPE STANDARD RATINGS

Cap μF	\varnothing x L mm	Tan δ MAX 100 Hz 20°C	ESR TYP m Ω 100 Hz 20°C	Z TYP m Ω 10 kHz 20°C	Ir a.c. A max 100 Hz 85°C	PART NUMBER termination digit excluded
220	22x30	0.10	440	340	0.9	K06200221_PM0B030
330	22x30	0.10	240	133	1.3	K06200331_PM0B030
470	25x30	0.10	169	98	1.5	K06200471_PM0C030
680	25x40	0.10	145	87	2.0	K06200681_PM0C040
680	30x30	0.10	145	87	2.0	K06200681_PM0D030
680	35x30	0.10	145	87	2.0	K06200681_PM0E030
1000	30x40	0.10	95	63	2.6	K06200102_PM0D040
1000	35x40	0.10	95	63	2.8	K06200102_PM0E040
1500	35x40	0.10	70	41	2.9	K06200152_PM0E040
1500	35x50	0.10	70	41	3.7	K06200152_PM0E050
2200	35x50	0.10	45	33	3.90	K06200222_PM0E050

RATED
VOLTAGE
VDC

200V

Cap μF	\varnothing x L mm	Tan δ MAX 100 Hz 20°C	ESR TYP m Ω 100 Hz 20°C	Z TYP m Ω 10 kHz 20°C	Ir a.c. A max 100 Hz 85°C	PART NUMBER termination digit excluded
150	22x30	0.12	530	290	0.9	K06250151_PM0B030
220	25x30	0.12	370	240	1.3	K06250221_PM0C030
330	25x40	0.12	260	153	1.4	K06250331_PM0C040
330	30x30	0.12	260	153	1.4	K06250331_PM0D030
470	25x40	0.12	180	110	1.6	K06250471_PM0C040
470	30x30	0.12	180	110	1.6	K06250471_PM0D030
680	30x40	0.12	145	95	1.9	K06250681_PM0D040
680	35x40	0.12	145	95	2.2	K06250681_PM0E040
1000	35x40	0.12	98	65	2.6	K06250102_PM0E040
1000	35x50	0.12	98	65	3.20	K06250102_PM0E050
1500	35x50	0.15	75	43	4.00	K06250152_PM0E050
2200	40x50	0.15	50	35	5.20	K06250222_PM0F050

RATED
VOLTAGE
VDC

250V

K06 TYPE STANDARD RATINGS

Cap μF	$\emptyset \times L$ mm	Tan δ MAX 100 Hz 20°C	ESR TYP m Ω 100 Hz 20°C	Z TYP m Ω 10 kHz 20°C	Ir a.c. A max 100 Hz 85°C	PART NUMBER termination digit excluded
68	22x25	0.10	1405	1050	0.6	K06400680_PM0B025
68	22x30	0.10	1405	1050	0.6	K06400680_PM0B030
100	22x30	0.10	796	550	0.7	K06400101_PM0B030
100	25x25	0.10	796	550	0.7	K06400101_PM0C025
100	25x30	0.10	796	550	1.0	K06400101_PM0C030
150	25x30	0.10	530	380	1.0	K06400151_PM0C030
150	30x25	0.10	530	380	1.0	K06400151_PM0D025
220	25x40	0.10	360	250	1.2	K06400221_PM0C040
220	30x30	0.10	360	250	1.2	K06400221_PM0D030
330	30x40	0.10	240	170	1.7	K06400331_PM0D040
330	35x30	0.10	240	170	1.7	K06400331_PM0E030
470	35x40	0.10	170	125	2.2	K06400471_PM0E040
470	35x50	0.10	170	125	2.60	K06400471_PM0E050
560	35x50	0.10	165	122	2.60	K06400561_PM0E050
680	35x50	0.10	158	110	2.80	K06400681_PM0E050
680	40x50	0.10	158	110	3.20	K06400681_PM0F050
820	35x60	0.10	110	95	3.50	K06400821_PM0E060
1000	40x60	0.10	95	70	4.40	K06400102_PM0F060
1500	40x97	0.10	65	50	5.79	K06400152_PM0F097

RATED
VOLTAGE
VDC

400V

Cap μF	$\emptyset \times L$ mm	Tan δ MAX 100 Hz 20°C	ESR TYP m Ω 100 Hz 20°C	Z TYP m Ω 10 kHz 20°C	Ir a.c. A max 100 Hz 85°C	PART NUMBER termination digit excluded
68	22x25	0.12	1405	1050	0.6	K06450680_PM0B025
68	22x30	0.12	1405	1050	0.6	K06450680_PM0B030
100	25x30	0.12	800	560	0.7	K06450101_PM0C030
100	30x25	0.12	800	560	0.7	K06450101_PM0D025
150	30x25	0.12	550	400	1.1	K06450151_PM0D025
150	30x30	0.12	550	400	1.1	K06450151_PM0D030
220	30x40	0.12	380	265	1.3	K06450221_PM0D040
220	35x30	0.12	380	265	1.3	K06450221_PM0E030
330	30x50	0.12	255	175	1.7	K06450331_PM0D050
330	35x40	0.12	255	175	1.7	K06450331_PM0E040
470	35x50	0.12	175	125	2.40	K06450471_PM0E050
560	35x50	0.12	165	122	2.50	K06450561_PM0E050
680	35x50	0.12	158	110	2.60	K06450681_PM0E050
680	40x50	0.12	158	110	3.10	K06450681_PM0F050
820	40x60	0.12	110	95	4.00	K06450821_PM0F060
1000	40x77	0.12	110	95	4.90	K06450102_PM0F077
1500	40x97	0.12	110	95	5.56	K06450152_PM0F097

RATED
VOLTAGE
VDC

450V

K06 TYPE STANDARD RATINGS

Cap μF	\varnothing x L mm	Tan δ MAX 100 Hz 20°C	ESR TYP m Ω 100 Hz 20°C	Z TYP m Ω 10 kHz 20°C	Ir a.c. A max 100 Hz 85°C	PART NUMBER termination digit excluded
68	25x30	0.15	1870	1380	0.6	K06500680_PM0C030
100	30x30	0.15	1050	790	0.7	K06500101_PM0D030
150	30x40	0.15	750	580	1.1	K06500151_PM0D040
220	30x50	0.15	579	440	1.4	K06500221_PM0D050
220	35x40	0.15	579	440	1.4	K06500221_PM0E040
330	35x50	0.15	386	290	2.1	K06500331_PM0E050
470	40x50	0.15	271	200	2.5	K06500471_PM0F050
560	40x60	0.15	230	190	3.0	K06500561_PM0F060
680	40x77	0.15	205	155	3.5	K06500681_PM0F077
820	40x97	0.15	190	139	4.9	K06500821_PM0F097

**RATED
VOLTAGE
VDC**

500V