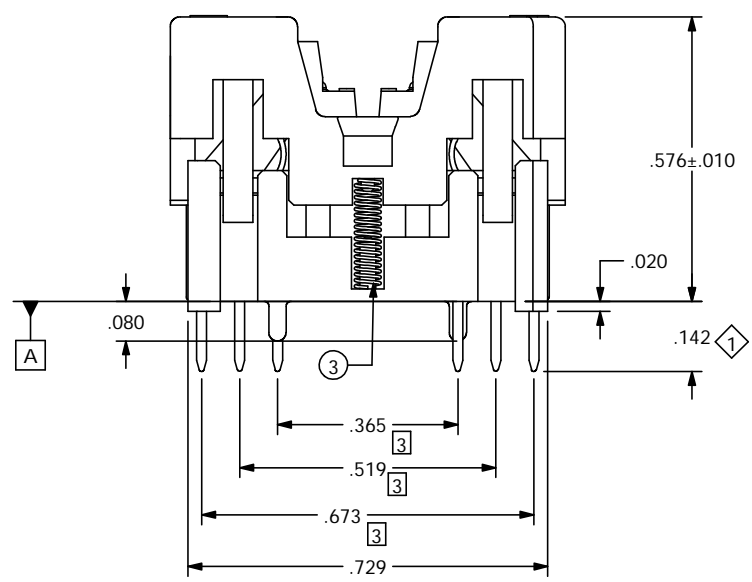
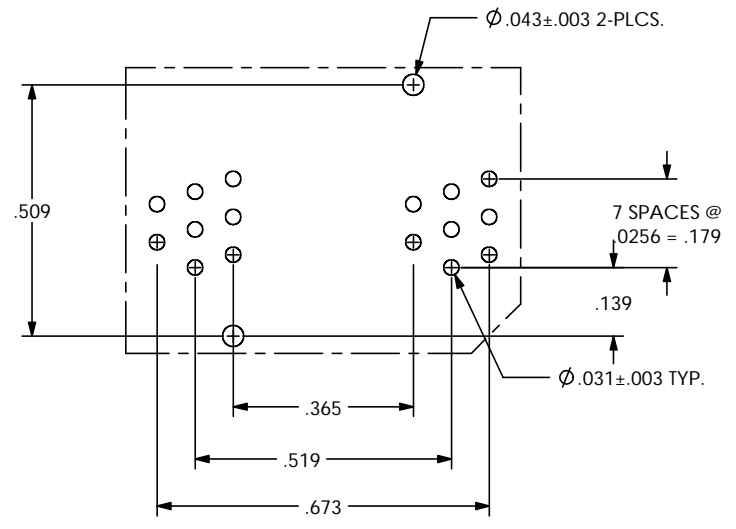
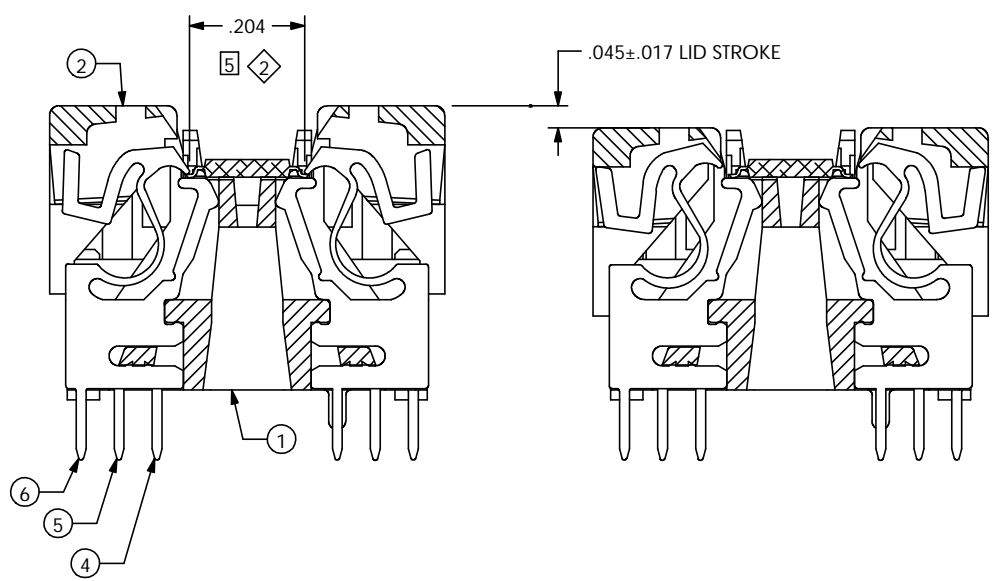
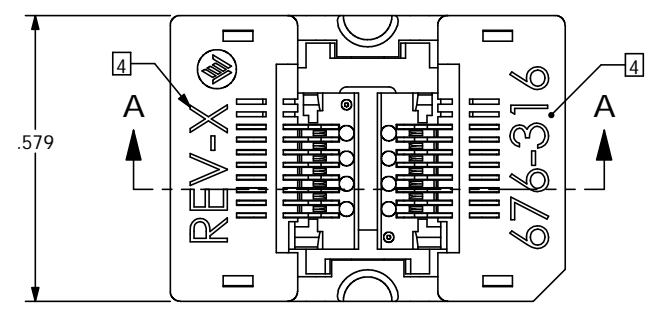
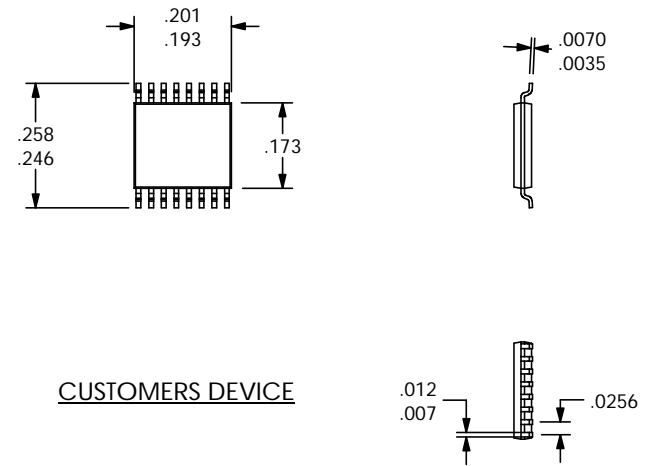
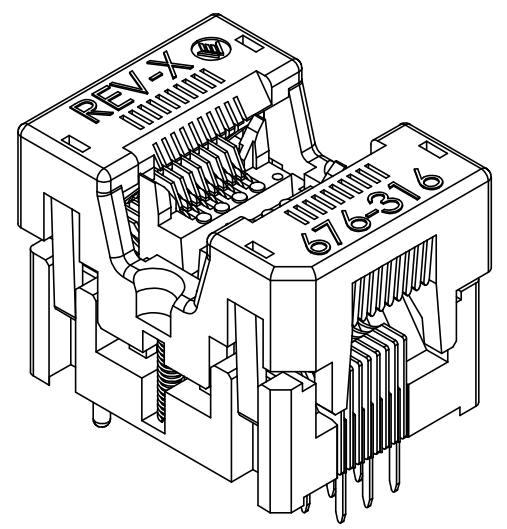
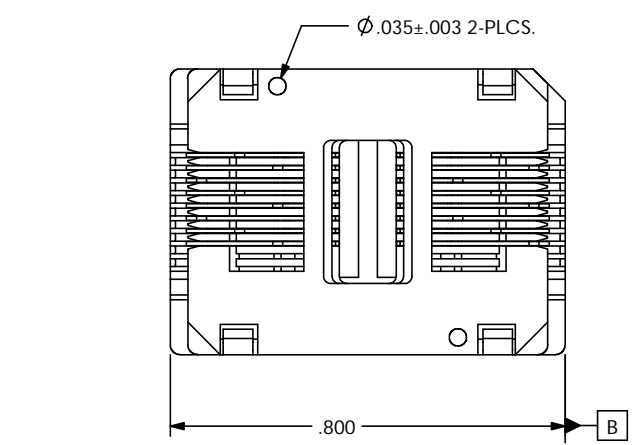


A	C	P	REV	DATE	BY	ECN#	REV	DATE	BY	ECN#	REV	DATE	BY	ECN#
X	X	-	A	03-19-01	CR	DRAWN	A1	4-10-01	KM	01-0121				



SECTION A-A
SOCKET IN CLOSED POSITION WITH CUSTOMERS DEVICE. **SECTION A-A**
SOCKET FULLY ACTUATED WITH CUSTOMERS DEVICE.

FOOTPRINT
FOOTPRINT AS VIEWED LOOKING DOWN FROM TOP OF SOCKET.
RECOMMENDED HOLE PATTERN



CUSTOMERS DEVICE

- 5 NOSE TO NOSE DIMENSION WITH OUT DEVICE
- 4 MARK IN .079 (2.0mm) HIGH LETTERS IN APPROXIMATE LOCATION AS SHOWN. INSERT THE REVISION LETTER OF THIS DRAWING IN PLACE OF THE LETTER "X". THE TABLE SHOWS THE SIGNIFICANCE OF THE PART NUMBER PRINTING.
- 3 $\frac{\text{---}}{\text{---}} .003$ B
- 2 SOPCKET MUST MEET REQUIREMENTS OF WELLS-CTI ENG. SPEC #ES-P-676.
- 1 AFTER ASSEMBLY CONTACT TAILS MUST MEET POSITIONAL TOL. PER PIN GAGE #G-0081.

SERIES NO.	PACKAGE WIDTH	CONTACT QTY.
676	3	16

LEGEND	
◇	CRITICAL
3	TOTAL NO. OF ◇ USED
SIZE	PROJECTION
D	

THIS DOCUMENT CONTAINS PROPRIETARY INFORMATION THAT IS THE SOLE PROPERTY OF WELLS-CTI. THIS INFORMATION IS TO BE HELD BY ITS RECIPIENT ON A CONFIDENTIAL BASIS, AND IS NOT TO BE DISCLOSED TO OTHERS OR USED WITHOUT WRITTEN CONSENT OF WELLS-CTI.

DO NOT SCALE

MATERIAL / FINISH	DRAWN	DATE
REFERENCE	RESKE	03-19-01
PROJECT / SERIES	CHECKED	DATE
676-001	MLD	03-19-01
TOLERANCES	ENGINEER	DATE
.XX ±.01	LEP	03-19-01
.XXX ±.005	ENG. SUPRV.	DATE
.XXXX ±.001	LEP	03-19-01
ANGLE ±1°	MFG. ENGR.	DATE
	AG	03-20-01

ITEM	PART NUMBER	QTY.	DESCRIPTION
1	9473003	1	BASE
2	9606001	1	LID
3	2076001	2	SPRING
4	1108X13	5	CONTACT
5	1108X12	6	CONTACT
6	1108X11	5	CONTACT

WELLS-CTI SOUTH BEND INDIANA USA
A subsidiary of PCD inc.

PART NAME
16 LD .0256 PITCH, .250 WIDE PKG. TSOP / SSOP SOCKET

PART NUMBER
676-3160111 REV. **A1**

SCALE 5:1 UNITS: in [mm]

CAD NUMBER 676-3160111.SLDDRW SHEET 1 OF 1